

# Invesco ASEAN Equity Fund

A (HKD)-Acc Shares

31 July 2024

This marketing communication is for investors in Switzerland only. Investors should read the legal documents prior to investing.

## Summary of fund objective

The Fund aims to achieve long term capital growth through investment in the shares of companies in the ASEAN countries. For the full objectives and investment policy please consult the current prospectus.

## Key facts



Wei Liang  
Managed fund since  
March 2018

### Share class launch

10 September 2018

### Original fund launch <sup>1</sup>

01 September 1980

### Legal status

Luxembourg SICAV with UCITS status

### Share class currency

HKD

### Share class type

Accumulation

### Fund size

USD 64.07 mn

### Reference Benchmark

MSCI AC ASEAN NR

### Bloomberg code

INAEAHA LX

### ISIN code

LU1775947259

### Settlement date

Trade Date + 3 Days

### Morningstar Rating™

★★★★

### Risk Indicator <sup>2</sup>

Lower risk Higher risk



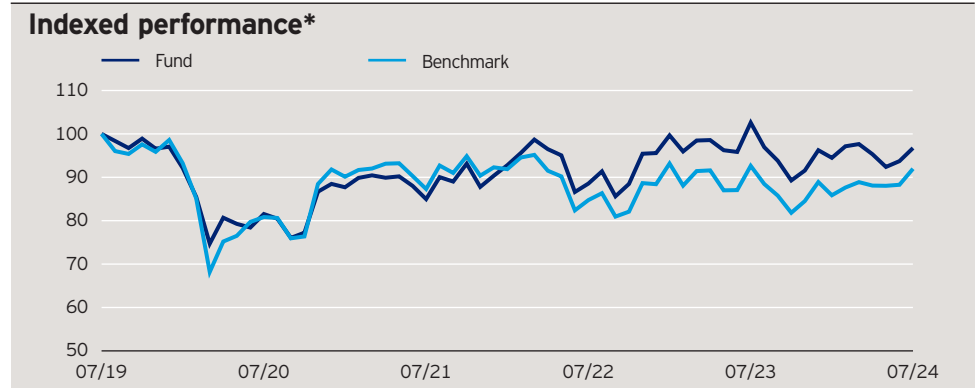
## Investment risks

For complete information on risks, refer to the legal documents. The value of investments and any income will fluctuate (this may partly be the result of exchange rate fluctuations) and investors may not get back the full amount invested. As a large portion of the fund is invested in less developed countries, you should be prepared to accept significantly large fluctuations in the value of the fund. The fund may invest in certain securities listed in China which can involve significant regulatory constraints that may affect the liquidity and/or the investment performance of the fund. The fund invests in a limited number of holdings and is less diversified. This may result in large fluctuations in the value of the fund.

## Fund Strategy

The fund aims to achieve long-term capital growth by investing primarily in listed equity or equity-related securities of companies in an ASEAN country or with significant exposure to the ASEAN region. We believe the region to be a high growth market with a wealth of investment opportunities. The team makes use of a bottom-up, selective approach to invest in companies that display sustainable leadership and competitive advantages, while trading at a discount to our view of their fair values. We conduct on-the-ground research to gain an information advantage and an opportunity to achieve favourable returns.

**Past performance does not predict future returns.** The performance period shown here starts on the last day of the first indicated month and ends on the last day of the last indicated month.



## Cumulative performance\*

in %	YTD	YTD	1 month	1 year	3 years	5 years
Fund	0.52	-2.61	3.21	-5.70	13.86	-3.26
Benchmark	3.45	-0.70	4.18	-0.72	5.35	-8.03

## Calendar year performance\*

in %	2019	2020	2021	2022	2023
Fund	8.78	-8.85	2.12	5.78	0.69
Benchmark	8.01	-6.89	0.54	-4.21	0.55

## Standardised rolling 12 month performance\*

in %	31.07.19	31.07.20	31.07.21	31.07.22	31.07.23	31.07.24
Fund	-18.46	4.21	4.23	15.85	-5.70	-5.70
Benchmark	-19.16	7.99	-2.92	9.31	-0.72	-0.72

The performance data shown does not take account of the commissions and costs incurred on the issue and redemption of units. Returns may increase or decrease as a result of currency fluctuations. The investment concerns the acquisition of units in an actively managed fund and not in a given underlying asset.

# Invesco ASEAN Equity Fund

A (HKD)-Acc Shares

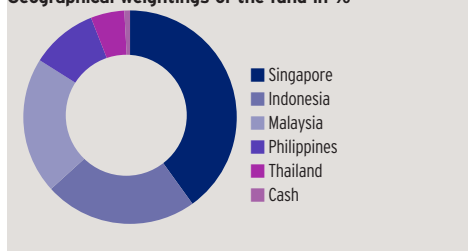
31 July 2024

## Issuers and active weights\*

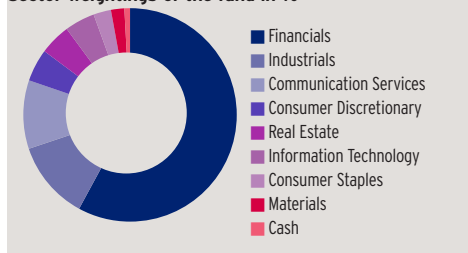
(total holdings: 26)

Top 10 issuers	%	Top 10 overweight	+	Top 10 underweight	-
DBS Group Holdings Ltd	9.5	SATS Ltd	4.9	Public Bank Bhd	2.2
United Overseas Bank Ltd	9.4	Frontken Corp Bhd	4.4	Oversea-Chinese Banking Corp Ltd	1.5
Bank Central Asia Tbk PT	6.5	United Overseas Bank Ltd	4.4	PTT PCL	1.5
Bank Rakyat Indonesia Persero Tbk PT	6.4	Inari Amertron Bhd	4.2	Delta Electronics Thailand PCL	1.5
Sea Ltd	5.4	Bank of the Philippine Islands	3.9	Telkom Indonesia Persero Tbk PT	1.4
CIMB Group Holdings Bhd	5.0	BDO Unibank Inc	3.6	Bangkok Dusit Medical Services PCL	1.3
SATS Ltd	4.9	Bank Rakyat Indonesia Persero Tbk PT	3.1	Tenaga Nasional Bhd	1.3
Oversea-Chinese Banking Corp Ltd	4.6	CIMB Group Holdings Bhd	3.1	Advanced Info Service PCL	1.3
Inari Amertron Bhd	4.6	Mitra Adiperkasa Tbk PT	3.1	Singapore Airlines Ltd	1.3
Bank Mandiri Persero Tbk PT	4.6	Bank Mandiri Persero Tbk PT	2.1	CapitaLand Ascendas REIT	1.2

## Geographical weightings of the fund in %\*



## Sector weightings of the fund in %\*



## Geographical weightings\*

in %	Fund	Bench mark	in %	Fund	Bench mark
Singapore	40.1	37.3	Financials	57.9	43.7
Indonesia	23.2	20.2	Industrials	11.9	10.5
Malaysia	20.7	17.8	Communication Services	10.4	12.2
Philippines	10.1	6.7	Consumer Discretionary	4.9	3.6
Thailand	5.1	17.3	Real Estate	4.7	5.4
China	0.0	0.7	Information Technology	4.6	1.8
Cash	0.9	0.0	Consumer Staples	2.7	6.9
			Materials	2.0	5.1
			Others	0.0	10.8
			Cash	0.9	0.0

## Sector weightings\*

## Financial characteristics\*

Average weighted market capitalisation	HKD 238.29 bn
Median market capitalisation	HKD 88.05 bn

## NAV and fees

### Current NAV

HKD 104.02

### 12 month price high

HKD 110.54 (01/08/2023)

### 12 month price low

HKD 95.84 (27/10/2023)

### Minimum investment <sup>3</sup>

HKD 10,000

### Entry charge

Up to 5.00%

### Annual management fee

1.5%

### Ongoing costs <sup>4</sup>

2.03%

### Valor-Number

42196560

Source: \*Invesco. Costs may increase or decrease as result of currency and exchange rate fluctuations. Consult the legal documents for further information on costs. Portfolio weightings and allocations are subject to change. The weightings for each breakdown are rounded to the nearest tenth or hundredth of a percent; therefore, the aggregate weights for each breakdown may not equal 100%. The top 10 overweight and underweight positions represent the largest weighting differences between the fund and the benchmark.

---

# Invesco ASEAN Equity Fund

A (HKD)-Acc Shares

31 July 2024

---

## Important Information

<sup>1</sup>The Original Fund Launch date indicates the launch date of the Irish domiciled fund, which was merged into this Luxembourg-domiciled fund on 7 September 2018. Performance shown up to 7 September 2018 relates to the performance of the Irish-domiciled fund.

<sup>2</sup>The Risk Indicator is subject to change and is correct based on the data available at the time of publication.

<sup>3</sup>The minimum investment amounts are: USD 1,500 / EUR 1,000 / GBP 1,000 / CHF 1,500 / SEK 10,000. Please contact us or refer to the most up to date Prospectus for details of minimum investment amounts in other currencies.

<sup>4</sup>The Ongoing costs represent management fee and operating fee of the Share class (including the operational expenses of the underlying funds). It excludes portfolio transaction costs. It is a percentage of the value of your investment per year. This is an estimate based on actual costs over the last year, or on expected costs if newly launched.

**This marketing communication is for investors in Switzerland only. Investors should read the legal documents prior to investing. By accepting this material, you consent to communicate with us in English, unless you inform us otherwise. Data as at 31 July 2024, unless otherwise stated.**

This is marketing material and not financial advice. It is not intended as a recommendation to buy or sell any particular asset class, security or strategy. Regulatory requirements that require impartiality of investment/investment strategy recommendations are therefore not applicable nor are any prohibitions to trade before publication. Views and opinions are based on current market conditions and are subject to change. For information on our funds and the relevant risks, refer to the Key Information Documents/Key Investor Information Documents (local languages) and Prospectus (English, French, German, Spanish, Italian), and the financial reports, available from [www.invesco.eu](http://www.invesco.eu). A summary of investor rights is available in English from [www.invescomanagementcompany.lu](http://www.invescomanagementcompany.lu). The management company may terminate marketing arrangements. Not all share classes of this fund may be available for public sale in all jurisdictions and not all share classes are the same nor do they necessarily suit every investor.

© 2024 Morningstar. All rights reserved. The information contained herein: (1) is proprietary to Morningstar and/or its content providers; (2) may not be copied or distributed; and (3) is not warranted to be accurate, complete or timely. Neither Morningstar nor its content providers are responsible for any damages or losses arising from any use of this information.

Issued in Switzerland by Invesco Asset Management (Schweiz) AG, who act as representative for the funds distributed in Switzerland. Paying agent in Switzerland: BNP PARIBAS, Paris, Zurich Branch, Selnaustrasse 16 8002 Zürich. The Prospectus, Key Information Document, and financial reports may be obtained free of charge from the Representative. The funds are domiciled in Luxembourg.

# Invesco ASEAN Equity Fund

A (HKD)-Acc Shares

31 July 2024

## SFDR (Sustainable Finance Disclosure Regulation)

The Fund complies with Article 8 with respect to the EU's Sustainable Finance Disclosure Regulation\*. As such, the fund promotes, among other characteristics, environmental or social characteristics or a combination of those characteristics. In addition, the companies in which the fund invests follow good governance practices. \*Regulation (EU) 2019/2088 on sustainability - related disclosures in the financial services sector.

## Exclusion Framework

The Fund embeds an exclusionary framework to specific activities based on UN Global Compact, severe governmental sanctions, revenue thresholds for certain activities linked to environmental and/or social criteria, as well as ensuring that companies follow good governance practices. The list of activities and their thresholds are listed below. For further details on the exclusion framework and characteristics applied by the fund please refer to the website of the manager <https://www.invescomanagementcompany.lu>:

<b>UN Global Compact</b>	- Non-Compliant
<b>Country sanctions</b>	- Sanctioned investments are prohibited*
<b>Controversial weapons</b>	- 0% of revenue including companies involved in the manufacture of nuclear warheads or whole nuclear missiles outside of the Non-Proliferation Treaty (NPT)
<b>Coal</b>	- Thermal Coal extraction: $\geq 5\%$ of revenue - Thermal Coal Power Generation: $\geq 10\%$ of revenue
<b>Unconventional oil &amp; gas</b>	- $\geq 5\%$ of revenue on each of the following: Arctic oil & gas exploration; Oil sands extraction; Shale energy extraction;
<b>Tobacco</b>	- Tobacco Products production: $\geq 5\%$ of revenue - Tobacco related products and services: $\geq 5\%$ of revenue
<b>Others</b>	- Recreational cannabis: $\geq 5\%$ of revenue
<b>Good governance</b>	- Ensure that companies follow good governance practices in the areas of sound management structures, employee relations, remuneration and tax compliance

\*At Invesco we continuously monitor any applicable sanctions, including those imposed by the UN/US/EU and UK. These sanctions may preclude investments in the securities of various governments/regimes/entities and as such will be included in our compliance guidelines and workflows (designed to ensure compliance with such sanctions). The wording of international sanctions is something that we pay particular attention to as there are occasions where sanctions can exist in limited form, for example allowing investments in the secondary market. In addition to sanctions targeting entire countries, there are other thematic regimes, which may focus for example on human rights, cyber attacks, terrorist financing and corruption, which may apply to both individuals and/or entities/corporations.

Any investment decision should take into account all the characteristics of the fund as described in the legal documents. For sustainability related aspects, please refer to: <https://www.invescomanagementcompany.lu/lux-manco/literature>.

## Invesco's Commitment to ESG

Invesco has an investment-led ESG approach. We provide a comprehensive range of ESG-focused capabilities that enable clients to express their values through investing. We also integrate financially material ESG considerations across our investment platform, taking into account critical factors that help us deliver strong outcomes to clients.